



LA PAZ, LEYTE - HSWG Partner Reporting

Recovery Shelter Activities (as of 06-OCT-2014)

The graphs shown below represent the sum of households who have received (HH reached) or who will receive (HH targeted or underway) recovery shelter support by HSWG partner agencies. Numbers reached are those reported to the HSWG by 6th October 2014. Household number do not represent the total needs by Barangay - for this, consult with relevant Barangay or Municipality. PLEASE NOTE - scale differs in each graph.

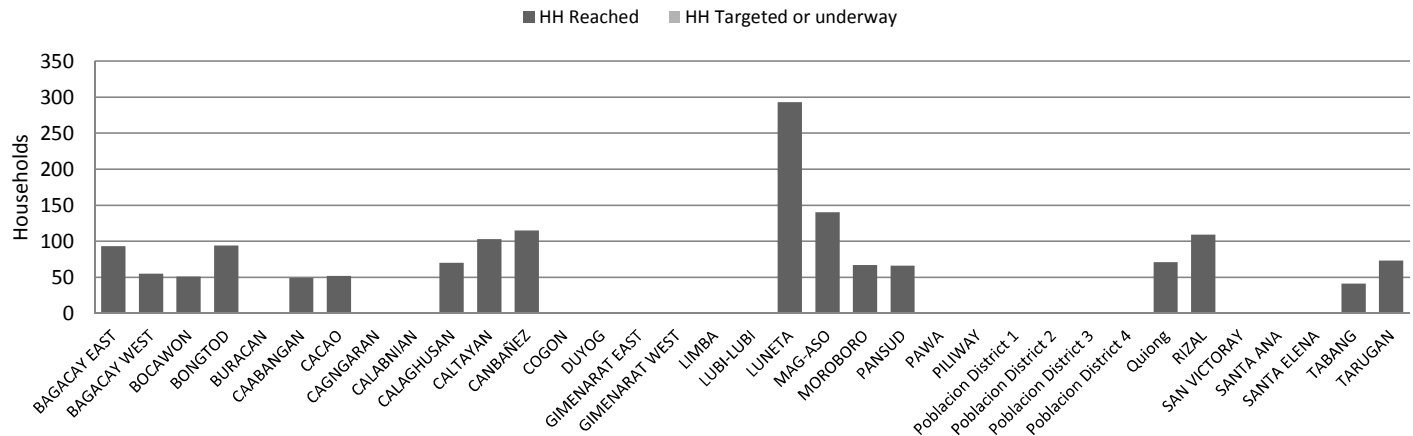
For explanation of intervention types, please see Shelter Cluster Recovery guidelines:

<https://www.sheltercluster.org/Asia/Philippines/Typhoon%20Haiyan%202013/Documents/Recovery%20Shelter%20Guidelines.pdf>

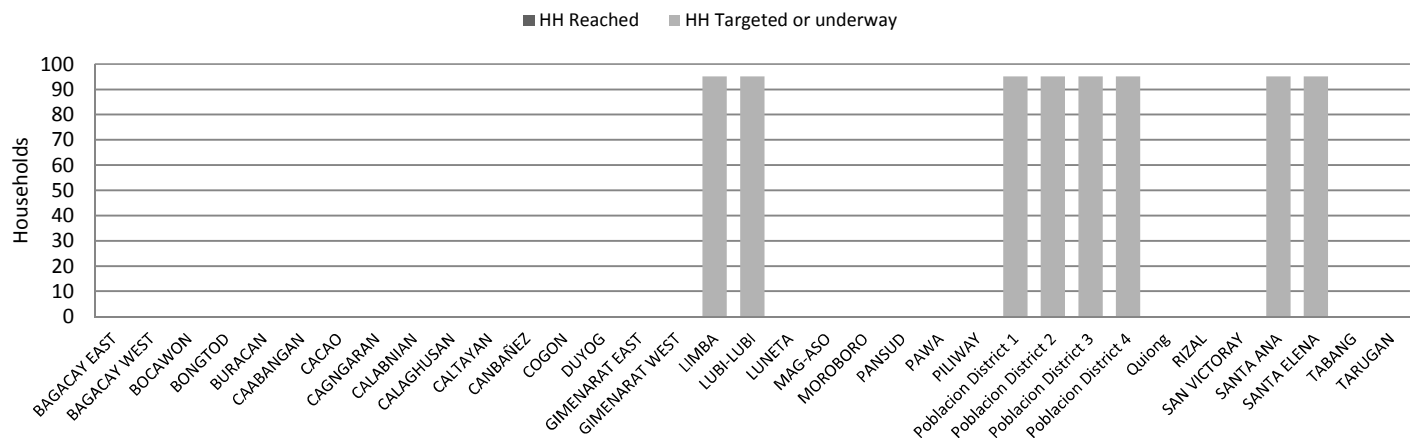
The full data set of HSWG data can be found here:

<https://www.sheltercluster.org/Asia/Philippines/Typhoon%20Haiyan%202013/Documents/20141003%20HSWG%20Database%20for%20website.xlsx>

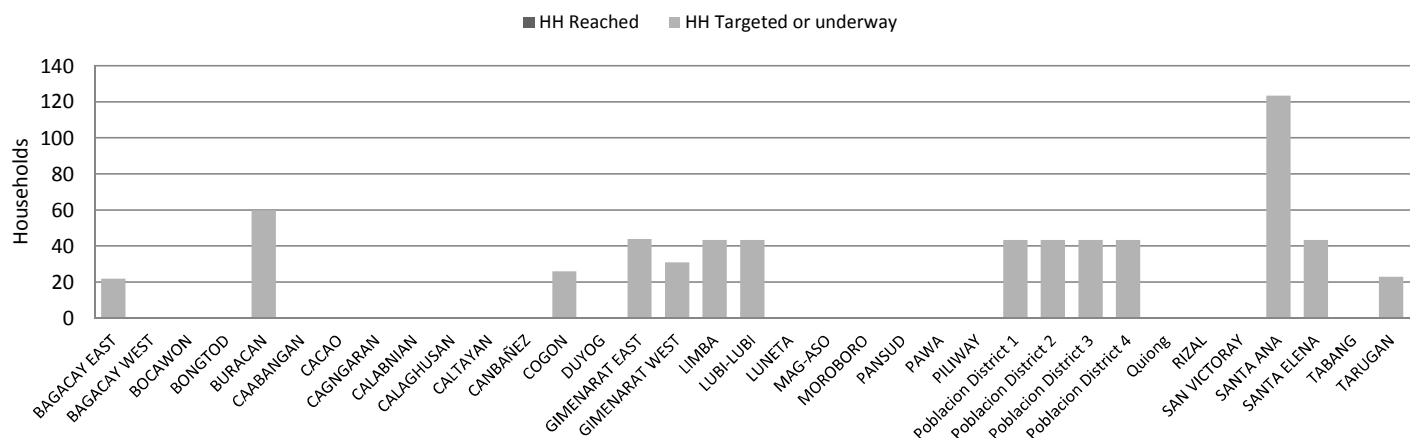
Repairs & Retrofit - Support for Self Recovery Shelter Kit



Repairs & Retrofit - Minor & Major Repairs



Core House





LA PAZ - HSWG Partner reporting

Recovery Shelter activities (as of 06-OCT-2014)

Interventions By AGENCIES

The data shown below represent the sum of households who have received (HH reached) or who will receive (HH targeted or underway) recovery shelter support by HSWG partner agencies. Numbers reached are those reported to the HSWG by 6th October 2014. The full data set of HSWG data can be found [here](https://www.sheltercluster.org/Asia/Philippines/Typhoon%20Haiyan%202013/Documents/20141003%20HSWG%20Database%20for%20website.xlsb):

<https://www.sheltercluster.org/Asia/Philippines/Typhoon%20Haiyan%202013/Documents/20141003%20HSWG%20Database%20for%20website.xlsb>

| Agency | Temporary Shelter | | Repairs & Retrofit | | Core House | | Permanent House | | Total HH Reached | Total HH Targeted |
|--------------------|-------------------|-------------|--------------------|--------------|------------|-------------|-----------------|-------------|------------------|-------------------|
| | HH Reached | HH Targeted | HH Reached | HH Targeted | HH Reached | HH Targeted | HH Reached | HH Targeted | | |
| CARE | | | 1,433 | 1,433 | | | | | 1,433 | 1,433 |
| Medair | | | 0 | 761 | 0 | 348 | | | 0 | 1,109 |
| Plan International | | | 109 | 109 | | | | | 109 | 109 |
| PRC - IFRC | | | | | 0 | 286 | | | 0 | 286 |
| Grand Total | | | 1,542 | 2,303 | 0 | 634 | | | 1,542 | 2,937 |



LA PAZ - HSWG Partner reporting

Recovery Shelter activities (as of 06-OCT-2014)

Interventions By BARANGAYS

The data shown below represent the sum of households who have received (HH reached) or who will receive (HH targeted or underway) recovery shelter support by HSWG partner agencies. Numbers reached are those reported to the HSWG by 6th October 2014. The full data set of HSWG data can be found [here](https://www.sheltercluster.org/Asia/Philippines/Typhoon%20Haiyan%202013/Documents/20141003%20HSWG%20Database%20for%20website.xlsx):

<https://www.sheltercluster.org/Asia/Philippines/Typhoon%20Haiyan%202013/Documents/20141003%20HSWG%20Database%20for%20website.xlsx>

| | Temporary Shelter | | Repairs & Retrofit | | Core House | | Permanent House | | Total HH Reached | Total HH Target |
|----------------------|-------------------|-----------|--------------------|--------------|------------|------------|-----------------|-----------|------------------|-----------------|
| Barangay | HH Reached | HH Target | HH Reached | HH Target | HH Reached | HH Target | HH Reached | HH Target | | |
| BAGACAY EAST | | | 93 | 93 | 0 | 22 | | | 93 | 115 |
| BAGACAY WEST | | | 55 | 55 | | | | | 55 | 55 |
| BOCAWON | | | 51 | 51 | | | | | 51 | 51 |
| BONGTOD | | | 94 | 94 | | | | | 94 | 94 |
| BURACAN | | | | | 0 | 60 | | | 0 | 60 |
| CAABANGAN | | | 49 | 49 | | | | | 49 | 49 |
| CACAO | | | 52 | 52 | | | | | 52 | 52 |
| CAGNGARAN | | | | | | | | | | |
| CALABNIAN | | | | | | | | | | |
| CALAGHUSAN | | | 70 | 70 | | | | | 70 | 70 |
| CALTAYAN | | | 103 | 103 | | | | | 103 | 103 |
| CANBANEZ | | | 115 | 115 | | | | | 115 | 115 |
| COGON | | | | | 0 | 26 | | | 0 | 26 |
| DUYOG | | | | | | | | | | |
| GIMENARAT EAST | | | | | 0 | 44 | | | 0 | 44 |
| GIMENARAT WEST | | | | | 0 | 31 | | | 0 | 31 |
| LIMBA | | | 0 | 95 | 0 | 44 | | | 0 | 139 |
| LUBI-LUBI | | | 0 | 95 | 0 | 44 | | | 0 | 139 |
| LUNETTA | | | 293 | 293 | | | | | 293 | 293 |
| MAG-ASO | | | 140 | 140 | | | | | 140 | 140 |
| MOROBORO | | | 67 | 67 | | | | | 67 | 67 |
| PANSUD | | | 66 | 66 | | | | | 66 | 66 |
| PAWA | | | | | | | | | | |
| PILIWAY | | | | | | | | | | |
| Poblacion District 1 | | | 0 | 95 | 0 | 44 | | | 0 | 139 |
| Poblacion District 2 | | | 0 | 95 | 0 | 44 | | | 0 | 139 |
| Poblacion District 3 | | | 0 | 95 | 0 | 44 | | | 0 | 139 |
| Poblacion District 4 | | | 0 | 95 | 0 | 44 | | | 0 | 139 |
| Quiong | | | 71 | 71 | | | | | 71 | 71 |
| RIZAL | | | 109 | 109 | | | | | 109 | 109 |
| SAN VICTORAY | | | | | | | | | | |
| SANTA ANA | | | 0 | 95 | 0 | 124 | | | 0 | 219 |
| SANTA ELENA | | | 0 | 95 | 0 | 44 | | | 0 | 139 |
| TABANG | | | 41 | 41 | | | | | 41 | 41 |
| TARUGAN | | | 73 | 73 | 0 | 23 | | | 73 | 96 |
| Grand Total | | | 1,542 | 2,303 | 0 | 634 | | | 1,542 | 2,937 |



LA PAZ - HSWG Partner reporting

Recovery Shelter activities (as of 06-OCT-2014)
Interventions By BARANGAYS & AGENCIES

The data shown below represent the sum of households who have received (HH reached) or who will receive (HH targeted or underway) recovery shelter support by HSWG partner agencies. Numbers reached are those reported to the HSWG by 6th October 2014. The full data set of HSWG data can be found here:

<https://www.sheltercluster.org/Asia/Philippines/Typhoon%20Haiyan%202013/Documents/20141003%20HSWG%20Database%20for%20website.xlsx>

| Barangays & Agency | Temporary Shelter | | Repairs & Retrofit | | Core House | | Permanent House | | Total HH Reached | Total HH Target |
|-----------------------|-------------------|-----------|--------------------|------------|------------|-----------|-----------------|-----------|------------------|-----------------|
| | HH Reached | HH Target | HH Reached | HH Target | HH Reached | HH Target | HH Reached | HH Target | | |
| BAGACAY EAST | | | 93 | 93 | 0 | 22 | | | 93 | 115 |
| CARE | | | 93 | 93 | | | | | 93 | 93 |
| PRC - IFRC | | | | | 0 | 22 | | | 0 | 22 |
| BAGACAY WEST | | | 55 | 55 | | | | | 55 | 55 |
| CARE | | | 55 | 55 | | | | | 55 | 55 |
| BOCAWON | | | 51 | 51 | | | | | 51 | 51 |
| CARE | | | 51 | 51 | | | | | 51 | 51 |
| BONGTOD | | | 94 | 94 | | | | | 94 | 94 |
| CARE | | | 94 | 94 | | | | | 94 | 94 |
| BURACAN | | | | | 0 | 60 | | | 0 | 60 |
| PRC - IFRC | | | | | 0 | 60 | | | 0 | 60 |
| CAABANGAN | | | 49 | 49 | | | | | 49 | 49 |
| CARE | | | 49 | 49 | | | | | 49 | 49 |
| CACAO | | | 52 | 52 | | | | | 52 | 52 |
| CARE | | | 52 | 52 | | | | | 52 | 52 |
| CAGNGARAN | | | | | | | | | | |
| CALABNIAN | | | | | | | | | | |
| CALAGHUSAN | | | 70 | 70 | | | | | 70 | 70 |
| CARE | | | 70 | 70 | | | | | 70 | 70 |
| CALTAYAN | | | 103 | 103 | | | | | 103 | 103 |
| CARE | | | 103 | 103 | | | | | 103 | 103 |
| CANBAÑEZ | | | 115 | 115 | | | | | 115 | 115 |
| CARE | | | 115 | 115 | | | | | 115 | 115 |
| COGON | | | | | 0 | 26 | | | 0 | 26 |
| PRC - IFRC | | | | | 0 | 26 | | | 0 | 26 |
| DUYOG | | | | | | | | | | |
| GIMENARAT EAST | | | | | 0 | 44 | | | 0 | 44 |
| PRC - IFRC | | | | | 0 | 44 | | | 0 | 44 |
| GIMENARAT WEST | | | | | 0 | 31 | | | 0 | 31 |
| PRC - IFRC | | | | | 0 | 31 | | | 0 | 31 |
| LIMBA | | | 0 | 95 | 0 | 44 | | | 0 | 139 |
| Medair | | | 0 | 95 | 0 | 44 | | | 0 | 139 |
| LUBI-LUBI | | | 0 | 95 | 0 | 44 | | | 0 | 139 |
| Medair | | | 0 | 95 | 0 | 44 | | | 0 | 139 |
| LUNETTA | | | 293 | 293 | | | | | 293 | 293 |
| CARE | | | 293 | 293 | | | | | 293 | 293 |
| MAG-ASO | | | 140 | 140 | | | | | 140 | 140 |
| CARE | | | 140 | 140 | | | | | 140 | 140 |
| MOROBORO | | | 67 | 67 | | | | | 67 | 67 |
| CARE | | | 67 | 67 | | | | | 67 | 67 |
| PANSUD | | | 66 | 66 | | | | | 66 | 66 |
| CARE | | | 66 | 66 | | | | | 66 | 66 |
| PAWA | | | | | | | | | | |



LA PAZ - HSWG Partner reporting

Recovery Shelter activities (as of 06-OCT-2014)
Interventions By BARANGAYS & AGENCIES

The data shown below represent the sum of households who have received (HH reached) or who will receive (HH targeted or underway) recovery shelter support by HSWG partner agencies. Numbers reached are those reported to the HSWG by 6th October 2014. The full data set of HSWG data can be found here:

<https://www.sheltercluster.org/Asia/Philippines/Typhoon%20Haiyan%202013/Documents/20141003%20HSWG%20Database%20for%20website.xlsx>

| | Temporary Shelter | | Repairs & Retrofit | | Core House | | Permanent House | | Total HH Reached | Total HH Target |
|-----------------------------|-------------------|-----------|--------------------|-----------|------------|-----------|-----------------|-----------|------------------|-----------------|
| Barangays & Agency | HH Reached | HH Target | HH Reached | HH Target | HH Reached | HH Target | HH Reached | HH Target | | |
| PILIWAY | | | | | | | | | | |
| Poblacion District 1 | | | 0 | 95 | 0 | 44 | | | 0 | 139 |
| Medair | | | 0 | 95 | 0 | 44 | | | 0 | 139 |
| Poblacion District 2 | | | 0 | 95 | 0 | 44 | | | 0 | 139 |
| Medair | | | 0 | 95 | 0 | 44 | | | 0 | 139 |
| Poblacion District 3 | | | 0 | 95 | 0 | 44 | | | 0 | 139 |
| Medair | | | 0 | 95 | 0 | 44 | | | 0 | 139 |
| Poblacion District 4 | | | 0 | 95 | 0 | 44 | | | 0 | 139 |
| Medair | | | 0 | 95 | 0 | 44 | | | 0 | 139 |
| Quiong | | | 71 | 71 | | | | | 71 | 71 |
| CARE | | | 71 | 71 | | | | | 71 | 71 |
| RIZAL | | | 109 | 109 | | | | | 109 | 109 |
| Plan International | | | 109 | 109 | | | | | 109 | 109 |
| SAN VICTORAY | | | | | | | | | | |
| SANTA ANA | | | 0 | 95 | 0 | 124 | | | 0 | 219 |
| Medair | | | 0 | 95 | 0 | 44 | | | 0 | 139 |
| PRC - IFRC | | | | | 0 | 80 | | | 0 | 80 |
| SANTA ELENA | | | 0 | 95 | 0 | 44 | | | 0 | 139 |
| Medair | | | 0 | 95 | 0 | 44 | | | 0 | 139 |
| TABANG | | | 41 | 41 | | | | | 41 | 41 |
| CARE | | | 41 | 41 | | | | | 41 | 41 |
| TARUGAN | | | 73 | 73 | 0 | 23 | | | 73 | 96 |
| CARE | | | 73 | 73 | | | | | 73 | 73 |
| PRC - IFRC | | | | | 0 | 23 | | | 0 | 23 |
| Grand Total | | | 1,542 | 2,303 | 0 | 634 | | | 1,542 | 2,937 |